
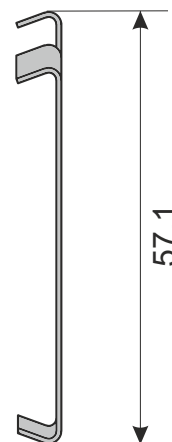
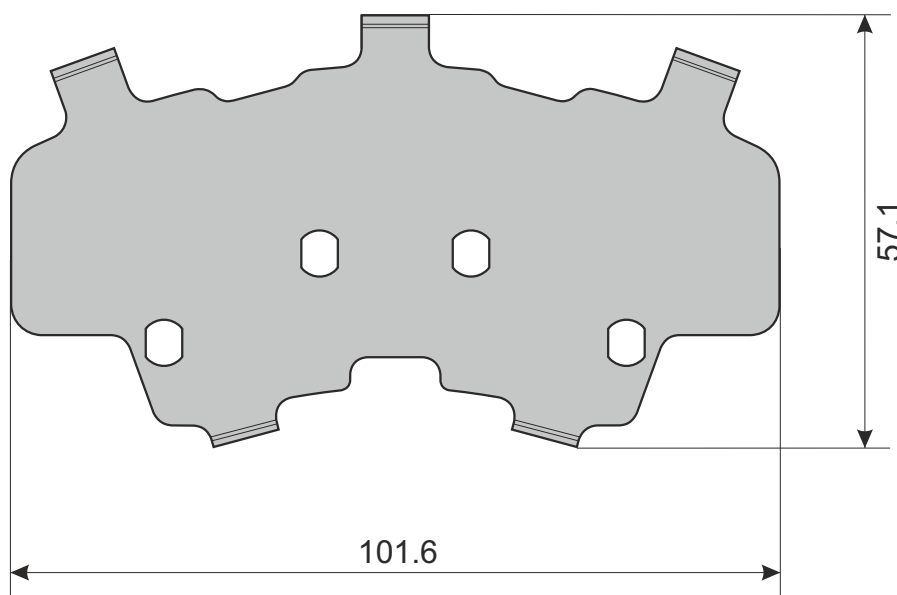


APPLICATION HYUNDAI KIA	AXLE	SCALE	REV.	DATE	SHIM 2034
	F	100%	00	23/11/2017	
	W.V.A. 22227 22228 22229 25348 25349		FMSI	O.E.	



Drawing in CAD corrections are not allowed
TOLLERANCE± 0.5